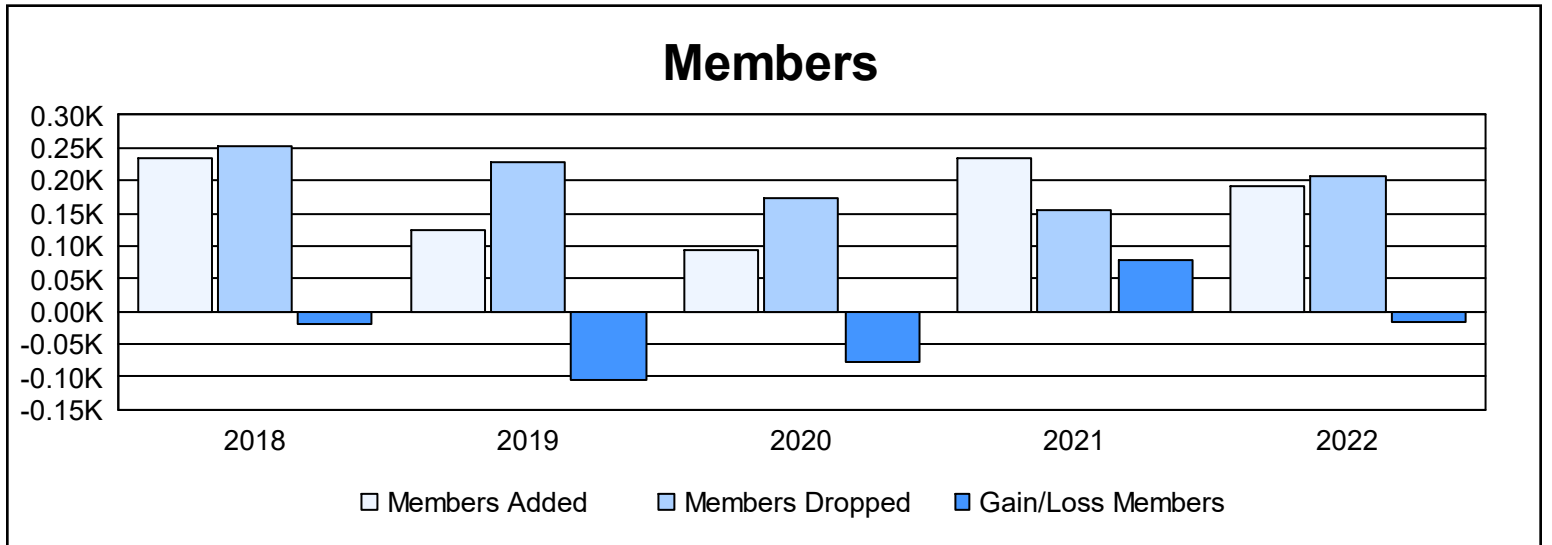
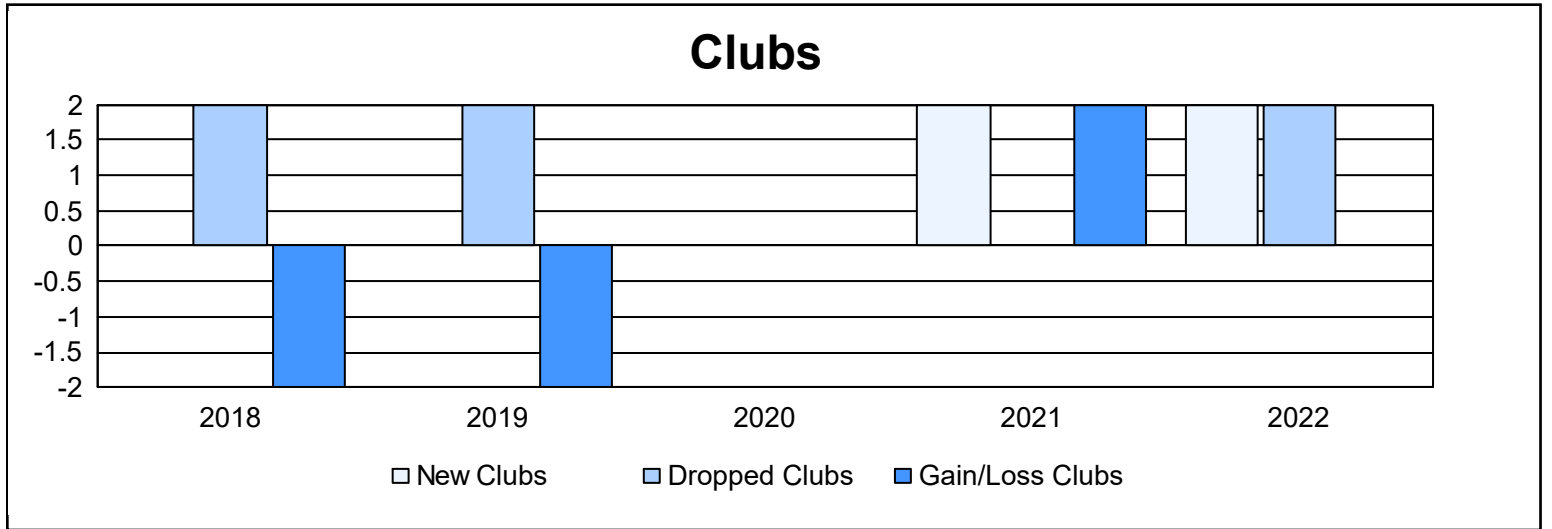
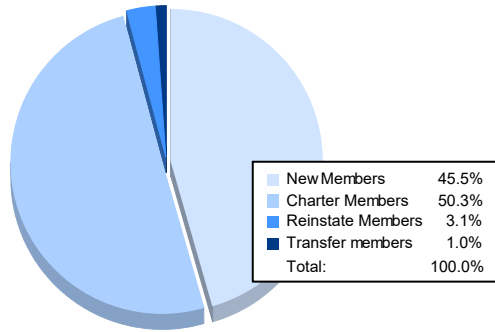


Year	New Clubs	Dropped Clubs	Gain/ Loss Clubs	New Members	Charter Members	Reinstate Members	Transfer Members	Total Member Added	Total Members Dropped	Gain/ Loss Members
2017-2018	0	2	-2	227	0	5	2	234	254	-20
2018-2019	0	2	-2	100	0	21	4	125	229	-104
2019-2020	0	0	0	91	0	1	3	95	173	-78
2020-2021	2	0	2	164	60	10	0	234	155	79
2021-2022	2	2	0	87	96	6	2	191	208	-17
<b>Average</b>	<b>1</b>	<b>1</b>	<b>0</b>	<b>134</b>	<b>31</b>	<b>9</b>	<b>2</b>	<b>176</b>	<b>204</b>	<b>-28</b>



### Membership Composition June 2022 Cumulative



### Gender Composition June 2022 Cumulative

